

CHiP

in the minuano

August 22 to 26, 2022
Virtual from Minuano



Quicksheet Guide to Gather

Important informations:

[Event link]: <https://www.ufrgs.br/chip-in-the-minuano/>

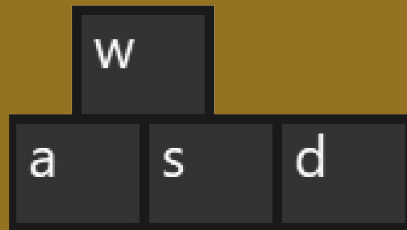
[Event registration link]:

<https://www.ufrgs.br/chip-in-the-minuano/registration/>




How to Walk: Basics

You can walk pressing the
“WASD” keys or the arrow keys.



How to Walk: If stuck

If you're stuck between people, you can press "G" and activate the "Ghost Mode".

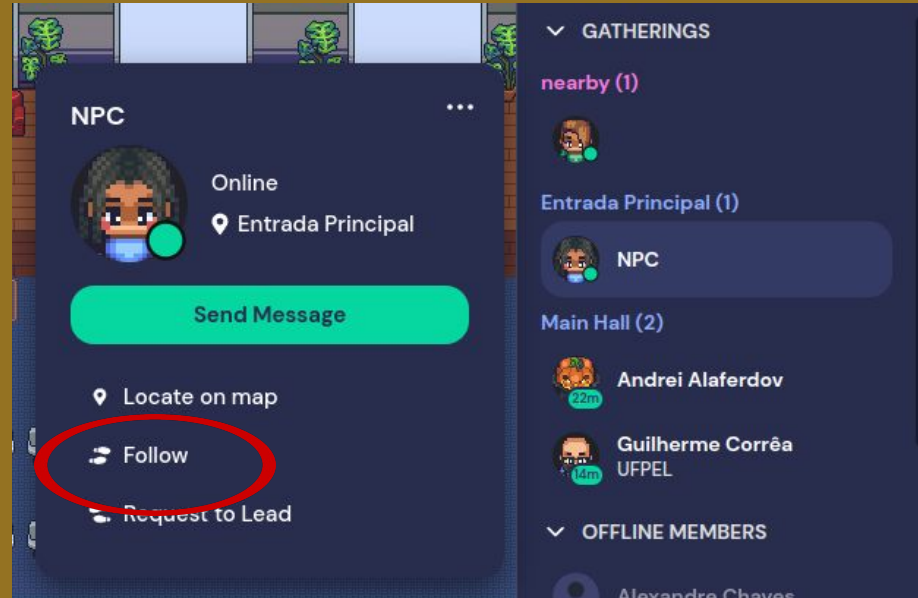


The Ghost mode lets you pass through other people.



How to Walk: Follow

If you want to find a specific person, you can “Follow” them. Your character will automatically go to their side.



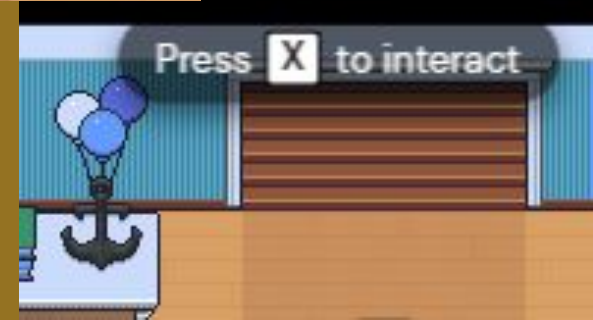
How to Walk: Locate

You can also try to “locate” another person. A black line will appear to guide you to where the person is.



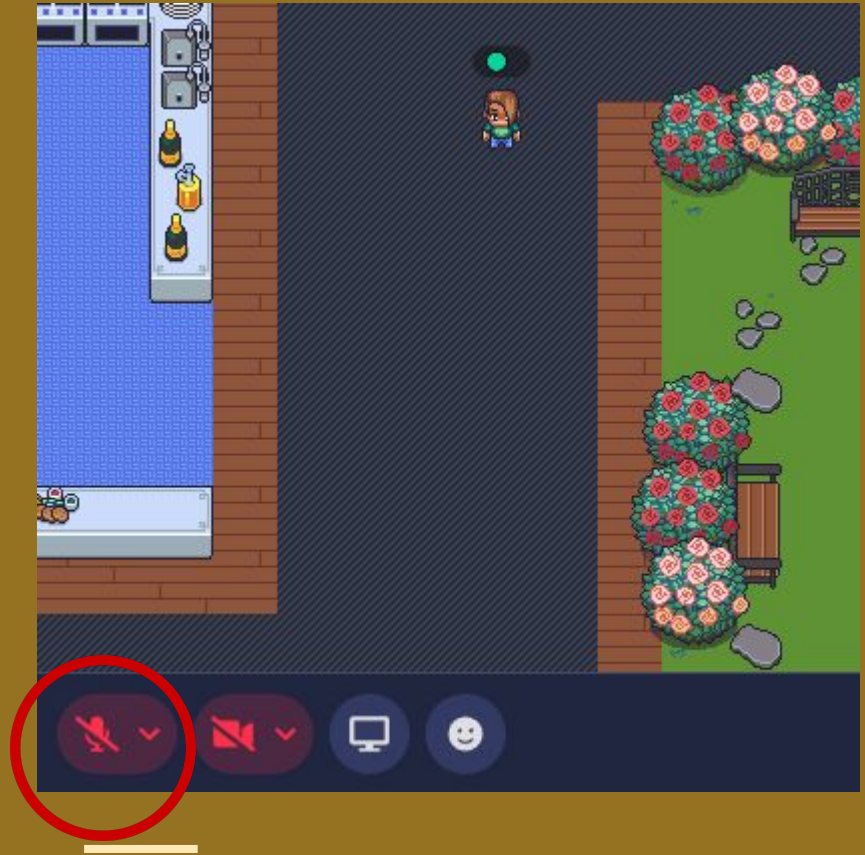
How to Interact with the scenery

You can press "X" to interact with the scenery.



How to use: Microphone

You can toggle your microphone
on and off with the circled
button.



How to use: Video

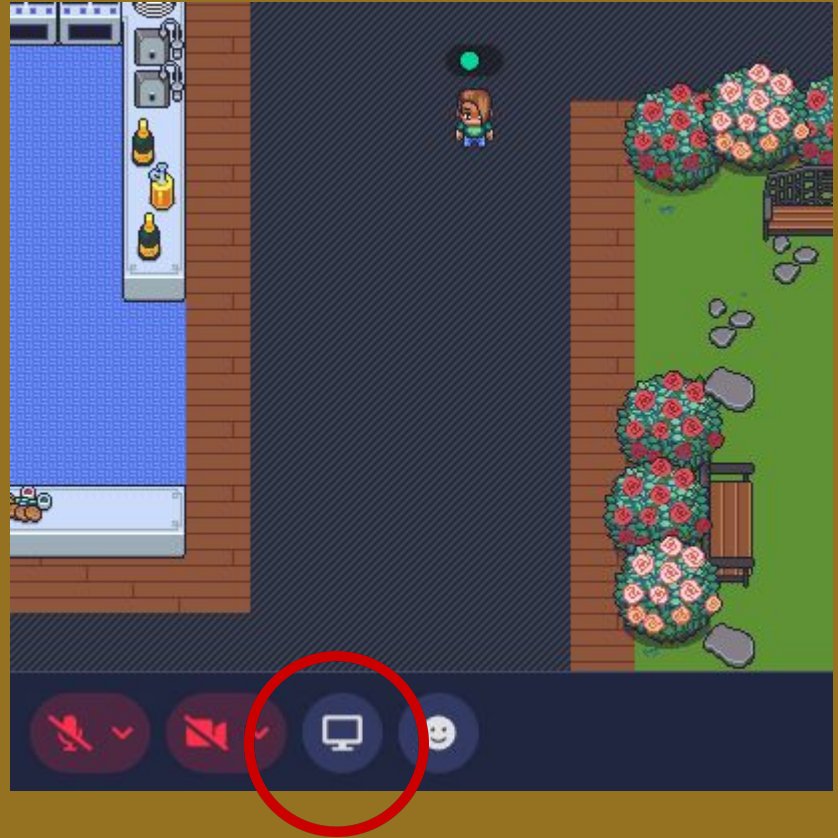
You can toggle your camera on and off with the circled button.



How to use: Screenshare

You can toggle your screenshare on and off with the circled button.

A prompt will appear for you to select which screen, application or tab you'll share.



How Rooms Work: Boundaries

Boundaries are shown as “whitelighted spaces” around a certain table or room. Only people inside of them can hear and talk with the others.



How Rooms Work: Lounge

In this room, only people around the designated table can hear the conversation. You can think of each table as a different room altogether.



How Rooms Work: Stage

In this room, only the designated speaker up in the stage can talk to the whole room..

The spectators can only talk between themselves on the bench or in the questions booth.



Minuanoverse

Go there and explore

<https://app.gather.town/app/dNR03L1mpPsS0DvC/Minuanoverse>

